

Enhance Your Zero-Emission Bus Purchase with TranTrack



Introducing **TranTrack Manager™**, a web-based transit business analytics and data management system to efficiently aggregate data from multiple sources for enhanced performance monitoring and reporting.



Our TranTrack Manager™ ZEB Module allows you to collect, report, and analyze electric fleet data to make educated decisions about service levels for your agency. Simplify your costs, better understand your vehicle charging data, and acquire reputable data based on our Emissions Factor Modeling.



16
Primary KPIs

100s
of Measurable Metrics

271
Canned Reports

We believe that knowledge is power, which is why our software gives you full transparency to every metric you need to get the most out of your ZEB fleet.

REQUEST A DEMO >


The zero-emission bus market is rising.

With today's evolving technology and focus on protecting the environment, there has been a huge demand for ZEBs. According to a study performed by CALSTART, the U.S. ZEB market grew 24% in 2020. Increased federal funding is expected to continue the growth trend.

ZEB Grants

- >> [FTA 5339](#)
- >> [FTA 5339\(c\)](#)
- >> [FTA 5312](#)
- >> [FTA 5307](#)

The TransTrack Manager™ Zero-Emissions Bus (ZEB) Module Tracks:



Zero-Emission Bus Fleet Cost

TransTrack is the only system that calculates the electricity pricing per mile, providing an accurate cost-per-mile after you input your utility data.



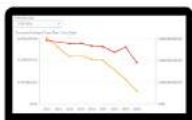
Vehicle Performance

Measures battery life, operating efficiency, and range performance, giving you full transparency into your vehicle performance.




Operator Performance

See which drivers need more training and support for driving a ZEB, which makes a noteworthy difference to ZEB battery performance and lifespan.



EMFAC Emissions Output

Tracks actual fleet emissions with automated emissions modeling, which provides monthly emissions outputs for CO₂, NO_x, SO_x, and Particulate Matter.



CO₂ Offset

Calculates the amount of emissions your agency would otherwise produce, demonstrating the benefits of transitioning to a zero emissions fleet.



Annual Emissions Analysis

Provides an annual year-to-year emissions summary, exemplifying your dedication to reducing emissions and staying compliant with federal regulations.



AVL System Integration

Route and Block monitoring connects battery performance to revenue service so you can adjust vehicle assignments based on remaining battery capacity.

REQUEST A DEMO